



XBOX 360™

XBOX
LIVE™

CONAN®



INSTRUCTION BOOKLET



WARNING

Before playing this game, read the Xbox 360™ Instruction Manual and any peripheral manuals for important safety and health information. Keep all manuals for future reference. For replacement manuals, see www.xbox.com/support or call Xbox Customer Support (see inside of back cover).

Important Health Warning About Playing Video Games

Photosensitive Seizures

A very small percentage of people may experience a seizure when exposed to certain visual images, including flashing lights or patterns that may appear in video games. Even people who have no history of seizures or epilepsy may have an undiagnosed condition that can cause these “photosensitive epileptic seizures” while watching video games.

These seizures may have a variety of symptoms, including lightheadedness, altered vision, eye or face twitching, jerking or shaking of arms or legs, disorientation, confusion, or momentary loss of awareness. Seizures may also cause loss of consciousness or convulsions that can lead to injury from falling down or striking nearby objects.

Immediately stop playing and consult a doctor if you experience any of these symptoms. Parents should watch for or ask their children about the above symptoms — children and teenagers are more likely than adults to experience these seizures. The risk of photosensitive epileptic seizures may be reduced by taking the following precautions:

- Sit farther from the television screen.
- Use a smaller television screen.
- Play in a well-lit room.
- Do not play when you are drowsy or fatigued.

If you or any of your relatives have a history of seizures or epilepsy, consult a doctor before playing.

TABLE OF CONTENTS

INTRODUCTION	2
GAME CONTROLS	3
CONNECT TO XBOX LIVE	4
MAIN MENU	4
Game Modes	5
Options	6
PLAYING THE GAME	7
Game Screen	7
The Pause Menu	9
Context Actions	10
ITEMS AND WEAPONS	11
ADVANCEMENT	13
Armor Powers	13
Combat Abilities	14
Maidens	15
Rune Triumphs	15
PLAY TIPS	16
LICENCE AGREEMENT	17
LIMITED WARRANTY	17
QUICKSTART SUOMEKSI	18
CUSTOMER SERVICES	25

INTRODUCTION

"...An age undreamed of, when shining kingdoms lay spread across the world like blue mantles beneath the stars..."

This is Hyboria. It is a savage land, where only the strong survive. It is the land of Conan — a barbarian who makes his way with wit and steel alone.

Conan's thirst for adventure and gold leads him to Balmoria, an island lost to the far western seas. There, he finds not riches, but the dark wizard Graven — a man destroyed by his own desires, a man who would consume Hyboria to feed his own lust for power. His weapon is the Black Death, a plague that steals men's souls. Graven's dark magic is so powerful he has harnessed nature itself to do his bidding.

There is one who would defy Graven — the female warrior A'Kanna. The dark wizard has destroyed her homeland and killed her people. She will not stop until he is destroyed. But she cannot wield the weapon that will stop Graven. Only Conan has that strength.

This is a power, and a responsibility, that Conan neither seeks nor desires. But the moment is his.

Together, Conan and A'Kanna unfurl their sails for distant shores:

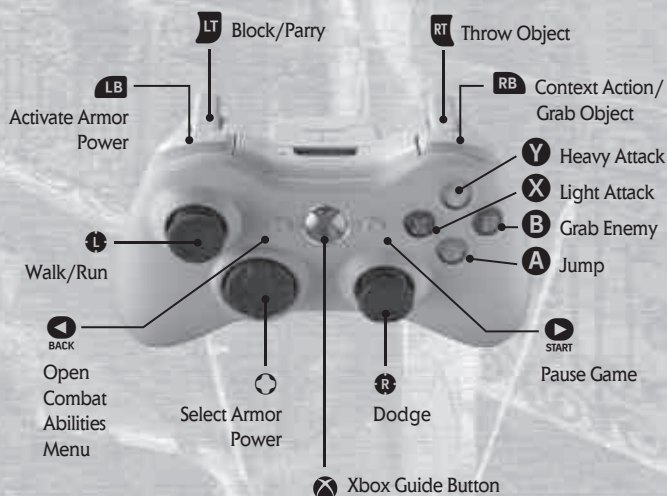
- To Parad Isle, where dragons from the desert rise up against them;
- To the dark jungles of Kush, where brutes drag helpless maidens to their deaths and ancient demons are worshipped with human sacrifice;
- To the burning wastes of Stygia, where Conan must pit his blade against the Stygian fleet and a sorceress queen; and,
- To Argos, where the Black Death has taken hold, and brother fights brother in a bloody civil war.

Conan fights his way across sea and land, pitting his strength against sand dragons, elephant demons, warriors and wizards and all manner of unnatural beasts. His journey draws him ever closer to the dark wizard Graven, whose lust for power threatens to consume Hyboria and curse its people with an ancient and eternal darkness.

They will fight for the future.

They will fight to the death.

GAME CONTROLS



Xbox 360 Controller

MENU CONTROLS	
Navigate Menu / Highlight Menu Item	Left stick / directional buttons ↑ / ↓
Adjust Menu Item	Left stick / directional buttons ← / →
Select	A button
Previous / Cancel	B button
ACTION CONTROLS	
Walk / Run	Left stick
Dodge	Right stick
Select Armor Power	○ buttons
Jump	A button
Light Attack	X button
Heavy Attack	Y button
Grab Enemy	B button
Block / Parry	LT button
Context Action / Grab Object	RB button
Activate Armor Power	LB button
Throw Object	RT button
Pause Game	START button
Combat Ability Menu	BACK button



CONNECT TO XBOX LIVE

Play anyone and everyone, anytime, anywhere on Xbox LIVE®. Build your profile (your gamer card). Chat with your friends. Download content at Xbox LIVE Marketplace. Send and receive voice and video messages. Get connected and join the revolution.

CONNECTING

Before you can use Xbox LIVE, connect your Xbox console to a high-speed Internet connection and sign up to become an Xbox LIVE member. For more information about connecting, and to determine whether Xbox LIVE is available in your region, go to www.xbox.com/live.

FAMILY SETTINGS

These easy and flexible tools enable parents and caregivers to decide which games young game players can access based on the content rating. For more information, go to www.xbox.com/familysettings.

MAIN MENU



In the Main Menu, you can use the Left stick or D-pad to select options, press **A** to select, or press **B** to go back to a higher set of options or the previous menu.

GAME MODES

NEW GAME

Begin Conan's bloody quest and conquer Hyboria by way of wit and steel. You may select between three levels of difficulty: Easy, Medium and Hard. There are rumors of a fourth difficulty level, however.

RESUME GAME

Enter Conan's world from the latest save point.

LOAD GAME

Load a specific saved game.

EXTRAS

Explore the bonus features of Conan:

- **Statistics**

View the statistics you've earned as you progress through the game. You can see your total score, time played, kills, objects destroyed and other interesting stats.

- **Unlockables**

View the unlockable videos, concept art and cheats for Conan.

- **Achievements**

You can view all of the currently available Achievements here. As you complete more objectives, you'll unlock more Achievements.

- **Ranking**

Use the Ranking menu to find out how you stack up against other Conan players.



Options



Set game options. Use the Left stick / D-pad to highlight an option and press **A** to confirm your choice. For options that have adjustable levels, highlight the option and then press the D-pad **left** / **right** to set the desired level.

- **Gameplay**

Fade HUD — Toggle whether or not the HUD should go away when Conan is not in combat.

Vibration — Toggle the vibration of the controller on and off.

Gore — Toggle the gore on and off.

- **Audio/Video Settings**

Brightness — Adjust the brightness of the screen.

Music Volume — Adjust the volume of the music.

Sound Effects Volume — Adjust the volume of the sound effects.

Voice Volume — Adjust the volume of the voices.

Subtitles — Turn the subtitles on or off.

PLAYING THE GAME

Once you've selected New Game from the Main Menu, you may choose one of three difficulty levels: Easy, Medium or Hard. After you select a difficulty, the game will begin and you will take control of Conan.

Note *Beating the game on certain difficulty levels may unlock surprises for thorough warriors.*

If you'd rather resume a previous game, you can select Resume Game or Load Game from the Main Menu. Resume Game will automatically resume from the last save point you used. Load Game allows you to choose which saved game to load.

Game Screen



1. Main Power Bar:

This meter at the top left corner of the screen displays three of the most important factors in Conan's adventure. The green bar represents his health, the large icon represents his currently equipped Armor Power, the blue bar represents his Armor Power level and the lower bar represents the current level of the Song of Death.

a. Health

The health meter grows as Conan gains health and shrinks to black as he gets damaged. Health can be refilled via green Runes, which can be found by breaking objects in the environment, killing enemies or drinking health jugs.



b. Armor Power*

Armor Powers are specialty attacks that Conan gains over the course of the game. Whenever you activate a power, this meter will drain according to the requirements of that power. You can refill the meter by absorbing blue Runes from enemies and the environment or by activating the Power Stones that you find during gameplay.

c. Song of Death*

This meter shows the current level of the Song of Death. As you kill more and more enemies, this meter will fill. When full, Conan is imbued with extra-powerful attacks.

2. Action Icon

This icon shows when context-sensitive objects or actions are available. You can pick up swords or shields, open doors, kick chests, or do a number of other actions when the Action Icon appears.

3. Boss Meter*

This text label will tell you the name of the boss that you're fighting, and the red meter will let you view his current health level. As you attack the boss, the health meter will decrease.



4. Combo Counter

When you hit enemies multiple times in rapid succession, a counter appears to show how many hits you've landed. If it gets high enough, you can gain special surprises. Exceptional combat moves are also noted here.

***Becomes available later in the game.**

The Pause Menu



Press  to pause gameplay and display the Pause Menu. Press the Left stick or D-pad up / down to highlight a menu option and press  to confirm your selection. The Pause Menu shares some of its functionality with the Main Menu.

RESUME GAME

Return to the game.

LOAD GAME

Load a saved game, losing all current progress since the last save point.

OPTIONS

Adjust the game options. For more information, see Options, pg. 6.

QUIT GAME

Quit the game and return to the Main Menu.



Context Actions

Interactive Actions

During the course of the game, Conan will come across certain obstacles or problems that just cannot be solved by normal means. In these cases, an icon will appear in the upper right corner of the screen signifying that there is a context-sensitive action available. Press **RB** to activate it and then follow the on-screen instructions to complete the task.



Battle Actions

During battles, context-sensitive actions will appear on the screen without activating the action, allowing you to counter attack, execute special kill moves or attack a vulnerable boss. These actions show up in the center of the screen, instead of the upper right corner.



ITEMS AND WEAPONS

Runes



These green, red and blue Runes are an important part of Conan's quest. They refill Conan's health, give him experience and refill his Armor Power meter.

Save Stones



These light blue stones allow Conan to save the progress of his adventure. Simply go up to them and press **RB** to activate them and choose a save slot in order to save your game. You can restart from this point with your weapons and health intact.

Shields



Shields can only be used when using the One-Handed Blades method. Conan will clasp a sword in his right hand and hold a shield in his left hand. The shield can be used for blocking attacks, striking an enemy or even as a projectile. Arrows can only be blocked with a shield.

Treasure Chests



Treasure chests are filled with bounty in the form of experience. When you find them, press **RB** to break them open.

Weapons

Conan uses a number of swords and spears throughout the game. He can equip up to two swords at one time, or one two-handed weapon. These methods are termed One-Handed Blades, Dual Wield Blades, and Two-Handed Blades. You can block certain attacks with these weapons.

ADVANCEMENT

Armor Powers

Conan gains access to four Armor Powers during the game. These powers are at their best when they are activated amongst groups of enemies, but work just as well on one enemy at a time.

1. Stone Prison

Enemies in its path will be frozen with fear and turned to stone. They can be swiftly dealt with using one of Conan's blades.

2. Rain of Fire

Activation brings down a shower of meteors from above. Anyone or anything outside the small circle of safety around Conan could be in for a very rude awakening.

3. Raven Plague

This power summons a flock of ravens that then seeks out and destroys Conan's enemies with lightning speed.

4. Void

This devastating attack opens up a tear into another world and pulls everything around that tear into the abyss.

Combat Abilities



Combat Abilities are the combos and special attacks that Conan has at his disposal. As Conan defeats enemies, he earns experience points. These points can be spent by pressing **BACK** and going to the Combat Abilities menu. Select the attack you wish to learn and press **A** to buy it. You may press **B** to return to the game. You can also view the Mastery Level of every attack in the game on this screen. Once you've mastered a move, you can gain benefits each time you kill with it.

Combat Abilities are divided into three sections that correspond with the three types of wielding weapons: One-Handed Blades, Two-Handed Blades and Dual Wield Blades. Attacks that you have already learned are displayed in white. Attacks that you are yet to purchase are displayed in yellow and locked attacks that you cannot yet purchase are in gray.

Each Ability tier has its own set of attacks and counters. Some attacks have prerequisites. You must purchase the prerequisite for these attacks before you can use them. Upgrading attacks allows Conan to use new and more powerful attacks or combos, which in-turn makes him more effective as a warrior.

Maidens



There are maidens scattered around the world of Hyboria, shackled and held prisoner. Freeing these maidens is noble and, most importantly, rewarding.

Rune Triumvirates



Rune Triumvirates are sets of three markings on the ground that glow when Conan is nearby. Activating all three of them within a set period of time will gift Conan with an upgrade to one of the bars in his Main Power Bar.

PLAY TIPS

1. Block and dodge. Defense is your best friend.
2. Use the environment. Fire, spikes, carts, boulders... whatever you can find.
3. Switch weapons often. You may find a useful attack with some experimentation.
4. Throwing enemies is fun.
5. Dual wield attacks are quick but weak. Use them against large groups, not single big enemies.
6. One-handed attacks are flexible. Use them against enemies with shields.
7. Two-handed attacks are powerful but slow. Use them against big, tough enemies but not quick enemies.
8. Don't forget to upgrade your moves. Watch for the indicator that a new move is available.
9. If you're not sure where to go, look up. There may be a way up you hadn't noticed.
10. Throwing enemies into spikes is even more fun.
11. If you enjoy Conan, read the original Robert E. Howard stories. They rock! And Howard created other great characters, too. Read them all.

LICENCE AGREEMENT

Your use of the file is evidence of your agreement to be bound by the terms

1. **OWNERSHIP.** The Software is and shall remain a proprietary product of THQ and its suppliers. THQ and its suppliers shall retain ownership of all patents, copyrights, trademarks, trade names, trade secrets and other proprietary rights relating to or residing in the Software. Except as provided in Section 2, you shall have no right, title or interest in or to the Software. The Software is licensed, not sold, to you for use only under the terms of this Agreement. If you agree to be bound by all of the terms of this Agreement, you will only own the media on which the Software has been provided and not the Software itself.
2. **GRANT OF LICENCE.** THQ grants you a non-exclusive, non-transferable right to use one copy of the Software in the country in which you acquired the Software for your own personal use. All other rights are expressly reserved by THQ. You may not: (a) install the Software on multiple computers, timeshare the Software, or make it available to multiple persons, (b) reverse-engineer or decompile the Software, or (c) export the Software. You may make one copy of the Software solely for purposes of having a backup copy, provided that you reproduce on that copy all copyright notices and any other confidentiality or proprietary legends that are on the original copy of the Software. You understand that THQ or its suppliers may update the Software at any time and in doing so incurs no obligation to furnish such updates to you pursuant to this Agreement.

VAROITUS

Lue ennen tämän pelin pelaamista Xbox 360™ -konsolin ja oheislaitteiden käyttöohjeet sekä käyttäjän turvallisuutta ja terveyttä koskevat keskeiset ohjeet. Säilytä kaikki ohjeet tulevaa käyttöä varten. Saat kadonneen ohjeen tilalle uuden osoitteesta www.xbox.com/support tai ottamalla yhteyden Xbox-asiakaspalveluun (lisätietoja on takakannessa).

Tärkeä videopelien pelaamista koskeva terveysvaroit

Tietoja valoyliherkkyyden aiheuttamista epileptisistä kohtauksista

Hyvin harvat ihmiset voivat saada epileptisen kohtauksen tiettyntyyppisistä visuaalisista kokemuksista. Tällaisia kokemuksia voivat olla esimerkiksi vilkkuvat valot tai videopeleissä esiintyvät kuviot. Jopa henkilöillä, joilla ei aiemmin ole ollut kouristuskoh

kohtauksilla voi olla useita eri oireita, kuten huimaus, näkökentän muuttuminen, silmien tai kasvojen nykiminen, käsien tai jalkojen nykiminen tai vapina, keskittymiskyvyn puute, sekavuus tai hetkellinen tajunnan menetys. Kohtaukset saattavat aiheuttaa tajunnan menetyksen tai kouristuksia, jotka voivat johtaa loukkaantumiseen esimerkiksi kaatumisen tai esineisiin törmäämisen seurauksena.

Lopeta pelaaminen heti ja hakeudu lääkärin hoitoon, jos sinulla on joitakin näistä oireista. Vanhempien on tarkkailtava lapsiaan näiden oireiden varalta ja kysyttävä lapsilta oireiden ilmaantumisesta. Lapsilla ja teini-ikäisillä on aikuisia suurempi todennäköisyys saada epileptinen kohtaus. Voit vähentää epileptisten kohtausten vaaraa toimimalla seuraavasti.

- Istu kauempana televisiosta
- Käytä pienempää televisiota.
- Pelaa hyvin valaistussa huoneessa.
- Älä pelaa väsyneenä tai rasittuneena.

Jos sinulla tai sukulaisillasi on ollut aiemmin tällaisia kohtauksia tai epilepsiaa, neuvottele lääkärin kanssa ennen pelaamista.

SISÄLLYSLUETTELO

ESITTELY	20
OHJAUSKOMENNOT	21
LISENSSIEHDOT	22
RAJOITETTU TAKUU	22
TEKNINEN TUKI.....	23

QUICKSTART SUOMEKSI - ESITTELY

"...Oli aika, jolloin loistokkaat valtakunnat peittivät maailman kimallellen kuin jalokivet yötaivaan alla..."

Tämä on Hyboria, julma maa, jossa vain vahvimmat selviytyvät. Täällä asuu Conan, barbaari, joka hankkii elantonsa luottamalla oveluuteensa ja kylmään teräkseen.

Conanin seikkailunhalu ja rikkauksien jano johdattavat hänet Balmoriaan, unohdetulle saarelle kaukana läntisellä merellä. Rikkauksien sijasta hän löytää sieltä Gravenin, omien halujensa tuhoaman velhon, joka haluaa syöstä Hyborian tuhoon tyydyttääkseen oman vallanhimonsa. Hänen aseensa on musta surma: rutto, joka anastaa miesten sielut. Gravenin musta magia on niin voimakasta, että hän on valjastanut itse luonnonvoimat käytyreikseen.

Yksi tohtii uhmata Gravenia – naissoturi A'Kanna. Velho on tuhonnut hänen kotimaansa ja tappanut hänen kansansa. A'Kanna ei lepää, ennen kuin velho on tuhottu, mutta hän ei voi käyttää asetta, jolla Gravenin voi pysäyttää. Vain Conanilla on tarvittava voima. Conan ei kaipaakaan tällaista vastuuta, mutta yhdessä A'Kannan kanssa hän suuntaa aluksensa kohti kaukaisia rantoja:

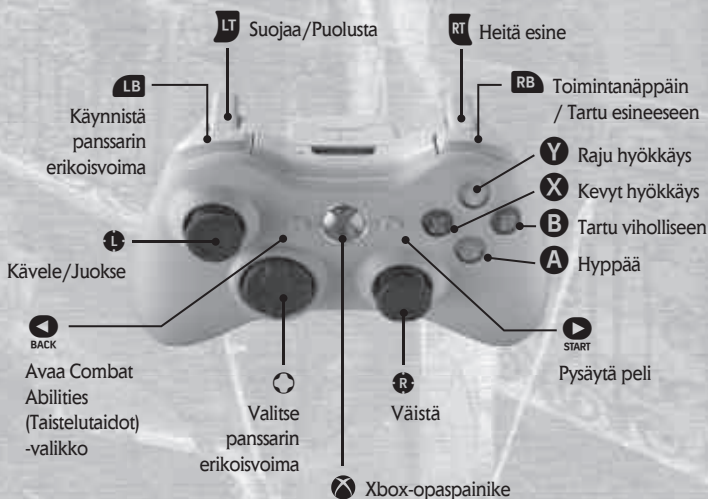
- Parad Isleen, missä aavikon lohikäärmeet nousevat heitä vastaan;
- Kushin pimeisiin viidakoihin, missä raakalaiset sieppaavat avuttomia neitoja ja jossa muinaisia demoneja palvotaan ihmisherein;
- Styggian polttaviin erämaihin, missä Conanin on taisteltava styggialaisia joukkoja ja noitakuningatarta vastaan;
- Argosiin, missä musta surma tekee tuhoaan ja veli on noussut veljeä vastaan verisessä sisällissodassa.

Conan taistelee tiensä läpi merten ja maiden mitellen voimiaan lohikäärmeiden, elefanttidemonien, satureiden ja noitien ja monien muiden luonnottomien petojen kanssa. Hänen matkansa vie häntä yhä lähemmäs Gravenia, joka vallanhimossaan uhkaa ottaa haltuunsa Hyborian ja kirota sen ihmiset ikuisen pimeyteen.

He taistelevat tulevaisuuden puolesta.

He taistelevat kuolemaan asti.

OHJAUSKOMENNOT



Xbox 360 -ohjain

VALIKKOTOIMINNOT	
Selaa valikkoa / Valitse valikkokohta	vasen sauva / suunta-alusta ↑ / ↓
Säädä vaihtoehtoa	vasen sauva / suunta-alusta ← / →
Valitse	A -näppäin
Edellinen/Peruuta	B -näppäin
PELIKOMENNOT	
Kävele/Juokse	vasen sauva
Väistä	oikea sauva
Valitse panssarin erikoisvoima	○ -painikkeet
Hyppää	A -näppäin
Kevyt hyökkäys	X -näppäin
Raju hyökkäys	Y -näppäin
Tartu viholliseen	B -näppäin
Suojaa/Torju	LT -liipaisin
Toimintanäppäin/Tartu esineeseen	RB -painike
Käynnistä panssarin erikoisvoima	LB -painike
Heitä esine	RT -liipaisin
Pysäytä peli	START -painike
Combat Abilities (Taistelutaito) -valikko	BACK -painike

LISENSSIEHÖÖT

Your use of the file is evidence of your agreement to be bound by the terms

1. **OWNERSHIP.** The Software is and shall remain a proprietary product of THQ and its suppliers. THQ and its suppliers shall retain ownership of all patents, copyrights, trademarks, trade names, trade secrets and other proprietary rights relating to or residing in the Software. Except as provided in Section 2, you shall have no right, title or interest in or to the Software. The Software is licensed, not sold, to you for use only under the terms of this Agreement. If you agree to be bound by all of the terms of this Agreement, you will only own the media on which the Software has been provided and not the Software itself.
2. **GRANT OF LICENCE.** THQ grants you a non-exclusive, non-transferable right to use one copy of the Software in the country in which you acquired the Software for your own personal use. All other rights are expressly reserved by THQ. You may not: (a) install the Software on multiple computers, timeshare the Software, or make it available to multiple persons, (b) reverse-engineer or decompile the Software, or (c) export the Software. You may make one copy of the Software solely for purposes of having a backup copy, provided that you reproduce on that copy all copyright notices and any other confidentiality or proprietary legends that are on the original copy of the Software. You understand that THQ or its suppliers may update the Software at any time and in doing so incurs no obligation to furnish such updates to you pursuant to this Agreement.

NOTES



FRONTLINES

FUEL OF WAR



FIGHT IN OPEN WORLD ENVIRONMENTS
OF A DESPERATE NEAR FUTURE



CUSTOMIZABLE SOLDIER SYSTEMS WITH
MULTIPLE WEAPON LOAD-OUTS AND ROLL
SPECIALIZATIONS



CHALLENGE UP TO 32 PLAYERS ONLINE
UTILIZING SQUAD-BASED VOIP



16+

www.pgi.info



XBOX 360 LIVE

KAOS
STUDIO

THQ

© 2007 THQ Inc. Developed by Kaos Studios. Kaos Studios, THQ and their respective logos are trademarks and/or registered trademarks of THQ Inc. All rights reserved. All other trademarks are property of their respective owners. Microsoft, Xbox, Xbox 360, Xbox LIVE, and the Xbox logos are trademarks of the Microsoft group of companies.

THQ CUSTOMER SERVICES

AUSTRALIA

Technical Support and Games Hotline
1902 222 448
Call costs **\$2.48** (incl GST) per minute
Higher from mobile/public phones

DEUTSCHLAND

Tel. **09001 505511**
(€ 0,99/Min. aus dem deutschen Festnetz, ggf.
abweichende Preise aus dem Mobilfunknetz)
für **spielinhaltliche** Fragen
Mo.-Sa. von 11.00–21.00 Uhr

Tel. **01805 605511**
(€ 0,14/Min. aus dem deutschen Festnetz, ggf.
abweichende Preise aus dem Mobilfunknetz)
für **technische** Fragen
Mo.-Sa. von 11.00–21.00 Uhr

Internet: <http://www.thq.de/support>
(Online-Formular für schriftliche Anfragen)

ESPAÑA

Correo: THQ Interactive Entertainment España S.L.U.,
Avenida de Europa 19, Edificio I 1º B,
Pozuelo de Alarcón, 28224 Madrid, ESPAÑA,
Tlf. **91 799 18 75** (De Lunes a Viernes de 10.00 a
14.00 horas y de 16.00 a 19.00 horas)

El precio de la llamada es el precio de una llamada convencional sujeto a los precios establecidos por cada compañía telefónica.

FRANCE

Trucs et astuces : **08 92 68 24 27** (0.34€ la minute)

ITALIA

È inoltre possibile accedere al nostro
Servizio Assistenza Tecnica:
E-mail: assistenza@thq.com
Telefonando a: **02 89418552**
Lunedì, Mercoledì e Giovedì dalle 14 alle 18.

Tariffa urbana per chiamate da Milano, interurbana per chiamate provenienti da altri distretti

NEDERLAND

Als je technische problemen met dit spel ondervindt,
kun je contact opnemen met de technische helpdesk
in Groot-Brittannië:

Telefoon **+44 87 06080047**
(nationale/internationale telefoontarieven
zijn van toepassing)

ma t/m vr 8.00 tot 19.00 (GMT)
za 9.00 tot 17.00 (GMT)

ÖSTERREICH

Tel. **+49 1805 705511** (Die Kosten entsprechen
einem Auslandsgespräch nach Deutschland)
für **spielinhaltliche** Fragen
Mo.-Sa. von 11.00–21.00 Uhr

Tel. **+49 1805 605511** (Die Kosten entsprechen
einem Auslandsgespräch nach Deutschland)
für **technische** Fragen
Mo.-Sa. von 11.00–21.00 Uhr

Internet: <http://www.thq.de/support>
(Online-Formular für schriftliche Anfragen)

PORTUGAL

Informações de Jogos, Truques e Dicas,
liga: **256 836 273**
(Número sujeito ao tarifário normal da Portugal Telecom)
apoioaoconsumidor@ecofilmes.pt
HORÁRIO DE FUNCIONAMENTO das 17.00h às 19.00h
Todos os dias úteis

SERVIÇO DE ASSISTÊNCIA TÉCNICA
Liga: **707 236 200**
HORÁRIO DE FUNCIONAMENTO das 14.00h às 17.30h
Todos os dias úteis. Número Único Nacional:
€ 0,11 por minuto

SUISSE/SCHWEIZ/SVIZZERA

Tel. **+49 1805 705511** (Die Kosten entsprechen
einem Auslandsgespräch nach Deutschland)
für **spielinhaltliche** Fragen
Mo.-Sa. von 11.00–21.00 Uhr

Tel. **+49 1805 605511** (Die Kosten entsprechen
einem Auslandsgespräch nach Deutschland)
für **technische** Fragen
Mo.-Sa. von 11.00–21.00 Uhr

Internet: <http://www.thq.de/support>
(Online-Formular für schriftliche Anfragen)

UK

Telephone: **+44 (0)87 06080047**
(national/international call rates apply)
(Mon-Fri 8.00 am to 7.00 pm,
Sat 9.00 am to 5.00 pm)

Online:
Register your game at www.thq-games.com
for FAQs and full online support



STUNTMAN IGNITION™



MASTER DANGEROUS
HIGH-SPEED STUNTS THROUGH
PRECISION DRIVING



AMP UP THE ACTION
BY IMPROVISING RECKLESS
MANEUVERS



BATTLE RIVAL STUNTMEN ON
FILM SETS AND BACKLOT
MULTIPLAYER ARENAS

16+
TM

www.pegi.info



XBOX 360™ LIVE



© 2007 Conan Properties International LLC ("CPI"). CONAN™, CONAN THE BARBARIAN™, HYBORIA™ and related logos, characters, names, and distinctive likenesses are trademarks or registered trademarks of CPI. All Rights Reserved. Conan uses Havok™: © Copyright 2007 Havok.com Inc. (or its licensors). All Rights Reserved. See www.havok.com for details. Developed by Nihilistic Software. Nihilistic and its logo are trademarks of Nihilistic Software. Published and distributed by THQ Inc.

THQ and the THQ logo are trademarks and/or registered trademarks of THQ Inc. All Rights Reserved.

All other trademarks, logos and copyrights are property of their respective owners.

Microsoft, Xbox, Xbox 360, Xbox Live, and the Xbox, Xbox 360, and Xbox Live logos are either registered trademarks or trademarks of Microsoft Corporation in the U.S. and/or other countries.

Microsoft, Xbox, Xbox 360, Xbox Live sekä Xbox-, Xbox 360- ja Xbox Live -logot ovat Microsoft Corporation rekisteröityjä tavaramerkkejä tai tavaramerkkejä Yhdysvalloissa ja/tai muissa maissa.